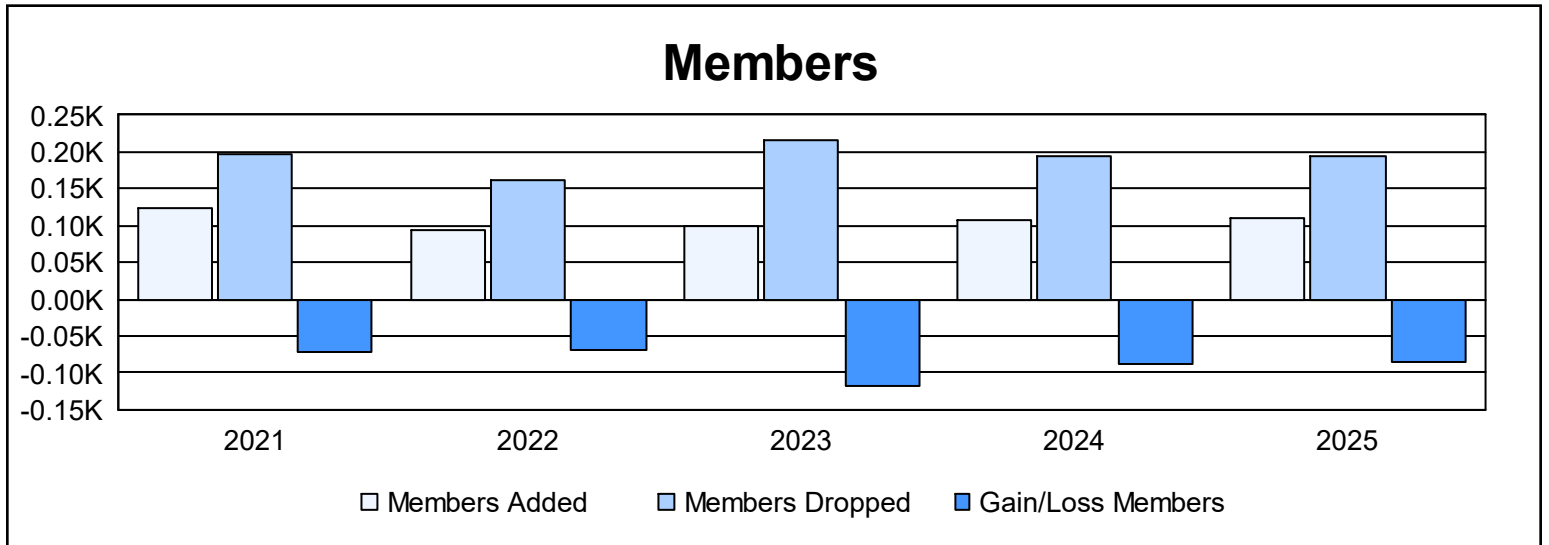
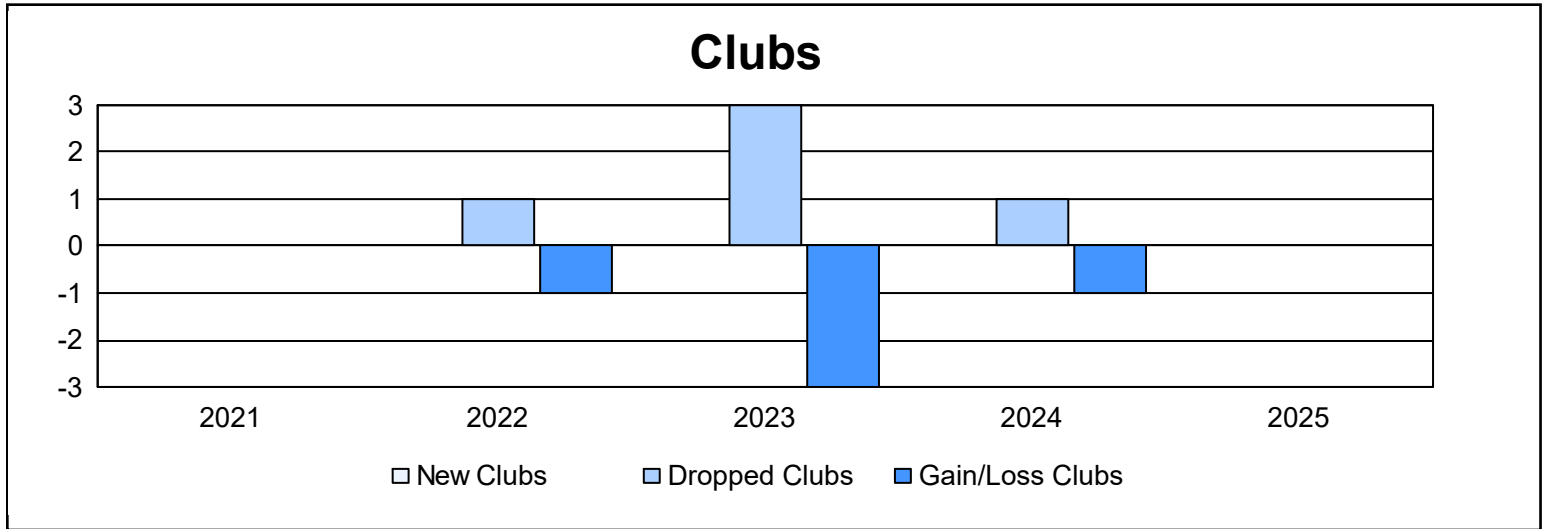
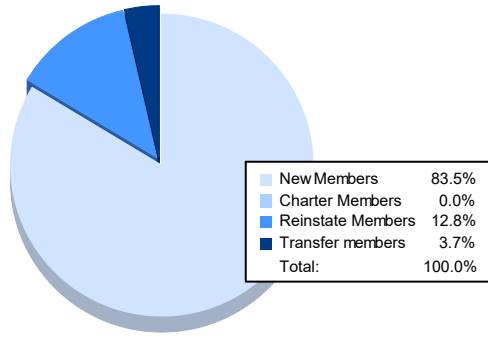


Year	New Clubs	Dropped Clubs	Gain/ Loss Clubs	New Members	Charter Members	Reinstate Members	Transfer Members	Total Member Added	Total Members Dropped	Gain/ Loss Members
2020-2021	0	0	0	120	0	3	0	123	196	-73
2021-2022	0	1	-1	90	0	3	1	94	163	-69
2022-2023	0	3	-3	98	0	1	0	99	216	-117
2023-2024	0	1	-1	105	0	2	1	108	195	-87
2024-2025				91	0	14	4	109	195	-86
<b>Average</b>	<b>0</b>	<b>1</b>	<b>-1</b>	<b>101</b>	<b>0</b>	<b>5</b>	<b>1</b>	<b>107</b>	<b>193</b>	<b>-86</b>



### Membership Composition June 2025 Cumulative



### Gender Composition June 2025 Cumulative

